



Tel: 01656 776222 Fax: 01656 776220
Email: ordersuk@invacare.com
Online Spares available at www.invacare.co.uk

JANUARY 2019

Customer Ref:	Account No:
Contact No:	Order No:
Delivery Address:	Order Qty:
	Order Date:

Action⁵ Rigid Jr

SWING AWAY LEGRESTS OR
FIXED FRONT END

DEALER
Max user weight: 100kg - seat widths
12" & 13"
Max user weight: 130kg - seat widths
14" - 16"

Standard Features



- Self Propulsion with 22" or 24" quick release rear wheels
- Choice of 5 seat widths 305mm to 405mm (12" - 16")
- Choice of 7 seat depths 350mm or 500mm (14" - 20")
- Choice of 8 front seat to floor heights 360mm to 535mm (14" - 21")
- Choice of 7 rear seat to floor heights 360mm to 510mm (14" - 20")
- Nylon seat upholstery
- Fixed backrest (90° to the seat rail)
- Fixed backrest, nylon and mesh padded cover
- Fixed front end or 80° swing in/swing out legrest hangers with
- Flip up footplates
- Sideguards / skirtguards
- Choice of 10 exciting colours and 2 component accents!
- 2° Camber
- Push to lock brakes
- Transportation kit with buckle belt
- Adjustable heel straps
- User tool kit



RIGID
LIGHTWEIGHT
FRAME



Standard Base Price: £1,075

* Configurations may vary to the image shown

<input checked="" type="checkbox"/>	Please make your selection with a cross in the box <input checked="" type="checkbox"/> Standard feature <input type="checkbox"/> Free of Charge (NC : 9999) Non Conformance with 9999					
→	Customer weight =	Kg				
Code	Description	NC's (Non Conformance)	DEALER			
MODEL						
SJG0014	ACTION 5 RIGID JUNIOR		£1,075			
SJGSPEC	ACTION 5 SPECIAL BASIC MODEL - PLEASE COMPLETE DETAILS AT THE END OF THE FORM					
FRAME TYPE						
SJG0200	SWING AWAY LEGREST FRONT FRAME	(NC: 3230, 3440)	<input type="checkbox"/>			
SJG0210	FIXED FRONT FRAME (80° ANGLE)	(NC: LEGREST OPTIONS 3010, 3020, 3030, 3040, 3050, 3110, 3120, 3130, 3140, 3150, 3400, 3410, 3420, 3430)	<input type="checkbox"/>			
PROPULSION TYPE						
SJG0300	<input checked="" type="checkbox"/> SELF PROPULSION		<input checked="" type="checkbox"/>			
SEAT WIDTHS AND DEPTHS						
Product Code	Seat depth in (MM)	SEAT WIDTH (MM)				
		305MM (12") SJG1000	330MM (13") SJG1010	355MM (14") SJG1020	380MM (15") SJG1030	405MM (16") SJG1040
		MAX WEIGHT 100KG		MAX WEIGHT 130KG		
SJG1100	350MM (14")	<input type="checkbox"/>	<input type="checkbox"/>	<input type="checkbox"/>	<input type="checkbox"/>	<input type="checkbox"/>
SJG1110	375MM (15")	<input type="checkbox"/>	<input type="checkbox"/>	<input type="checkbox"/>	<input type="checkbox"/>	<input type="checkbox"/>
SJG1120	400MM (16")	<input type="checkbox"/>	<input type="checkbox"/>	<input type="checkbox"/>	<input type="checkbox"/>	<input type="checkbox"/>
SJG1130	425MM (17")	<input type="checkbox"/>	<input type="checkbox"/>	<input type="checkbox"/>	<input type="checkbox"/>	<input type="checkbox"/>
SJG1140	450MM (18")	<input type="checkbox"/>	<input type="checkbox"/>	<input type="checkbox"/>	<input type="checkbox"/>	<input type="checkbox"/>
SJG1150	475MM (19")	<input type="checkbox"/>	<input type="checkbox"/>	<input type="checkbox"/>	<input type="checkbox"/>	<input type="checkbox"/>
SJG1160	500MM (20")	<input type="checkbox"/>	<input type="checkbox"/>	<input type="checkbox"/>	<input type="checkbox"/>	<input type="checkbox"/>
ADJUSTABLE DEPTHS						
SJG1170	350-400MM (14"-16")	<input type="checkbox"/>	<input type="checkbox"/>	<input type="checkbox"/>	<input type="checkbox"/>	<input type="checkbox"/>
SJG1180	400-450MM (16"-18")	<input type="checkbox"/>	<input type="checkbox"/>	<input type="checkbox"/>	<input type="checkbox"/>	<input type="checkbox"/>
SJG1190	450-500MM (18"-20")	<input type="checkbox"/>	<input type="checkbox"/>	<input type="checkbox"/>	<input type="checkbox"/>	<input type="checkbox"/>

SJG1000 and SJG1010 is not compatible with code 3400 and 5600.

SJG1020 is not compatible with code 5600.

SJG1100 is also not compatible with code 7600.

FRONT SEAT TO FLOOR HEIGHTS

Castor Size	FRONT seat height (FSTF) & castor size available								
	(MM)	360	385	410	435	460	485	510	535
4"	✓		✓	✓	✓	✓			
5"		✓	✓	✓	✓	✓	✓		
6"				✓	✓	✓	✓		
7"					✓	✓	✓	✓	✓

NB: THE COMBINATION OF FRONT SEAT TO FLOOR HEIGHTS AND AVAILABLE CASTORS ARE CLEARLY OUTLINED IN THE TABLE ABOVE. PLEASE BE AWARE IN ORDER TO ACHIEVE FSTF HEIGHTS 360 & 385MM AN ULTRA LOW FORK MUST BE USED WHICH IS ONLY AVAILABLE IN BLACK.

SJG1200	360 MM (14")	(NC: 3040, 3140, 3420, 3430, 7040)	○
SJG1210	385 MM (15")	(NC: 3040, 3140, 7070)	○
SJG1220	410 MM (16")		○
SJG1230	435 MM (17")	(NC: 7110)	○
SJG1240	460 MM (18")		○
SJG1250	485 MM (19")		○
SJG1260	510 MM (20")		○
SJG1270	535 MM (21")	(NC: 3030, 3130)	○

REAR SEAT TO FLOOR HEIGHTS (REAR SEAT HEIGHT MUST BE EQUAL TO OR LOWER THAN FRONT SEAT HEIGHT)

Front seat height (FSTF)		Rear Seat height (Rear Seat to Floor RSTF)					
360	<input type="checkbox"/>	<input type="checkbox"/>	360				
385	<input type="checkbox"/>	<input type="checkbox"/>	385	<input type="checkbox"/>	360		
410	<input type="checkbox"/>	<input type="checkbox"/>	410	<input type="checkbox"/>	385	<input type="checkbox"/>	360
435	<input type="checkbox"/>	<input type="checkbox"/>	435	<input type="checkbox"/>	410	<input type="checkbox"/>	385
460	<input type="checkbox"/>	<input type="checkbox"/>	460	<input type="checkbox"/>	435	<input type="checkbox"/>	410
485	<input type="checkbox"/>	<input type="checkbox"/>	485	<input type="checkbox"/>	460	<input type="checkbox"/>	435
510	<input type="checkbox"/>	<input type="checkbox"/>	510	<input type="checkbox"/>	485	<input type="checkbox"/>	460
535	<input type="checkbox"/>	<input type="checkbox"/>		<input type="checkbox"/>	510	<input type="checkbox"/>	485

NB: RSTF height can never be higher than FSTF height.


SJG1300	360 MM (14")		○
SJG1310	385 MM (15")		○
SJG1320	410 MM (16")		○
SJG1330	435 MM (17")		○
SJG1340	460 MM (18")		○
SJG1350	485 MM (19")		○
SJG1360	510 MM (20")		○

SEAT UPHOLSTERY OPTIONS

SJG1520	X	TENSION ADJUSTABLE SEAT UPHOLSTERY & DEPTH ADJUSTABLE - 50MM	◆
---------	---	--	---

BACKREST

BACKREST CANE ATTACHMENT - INDEPENDENT OF THE BACKREST CANE

SJG2000	FIXED ANGLE (90° TO THE SEAT RAIL)		◆
SJG2020	ANGLE ADJUSTABLE AND FOLD DOWN (-15° to + 15°) FOLDS FORWARD ON SEAT & LOCKS IN POSITION		£85

BACKREST CANE- COMPLETE SECTION 1 FOR A FIXED BACKREST OR SECTION 2 FOR A HEIGHT ADJUSTABLE BACKREST

SECTION 1 - FIXED BACKREST CANE (MAKE YOUR SELECTION USING THE TABLE BELOW)

○

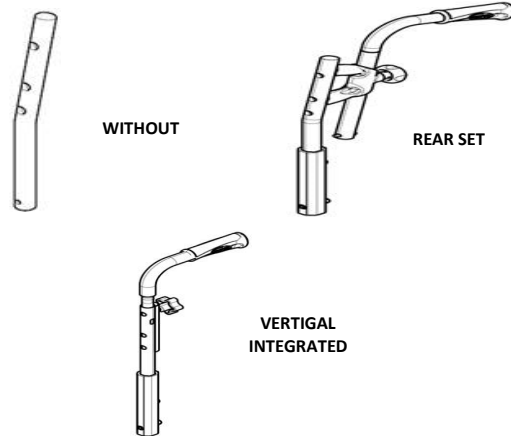
FIXED BACKREST SECTION ONLY								
PUSH HANDLES INCLUDED *Short **Long								
SJG2130 (12") 300MM*	SJG2140 (13") 325MM*	SJG2143 (14") 350MM*	SJG2150 (15") 375MM**	SJG2153 (16") 400MM**	SJG2160 (17") 425MM**	SJG2163 (18") 450MM**	SJG2170 (19") 475MM**	SJG2173 (20") 500MM**
○	○	○	○	○	○	○	○	○

Additional Info:

1. Heights 12"-20" are not compatible with codes 2300, 2310, 2400, 2410, 2420 .
2. Heights 12"-14" are also not compatible with 2505 and 8160.
3. Heights 12"-15" are not compatible with code 8200. Wheelchairs must have a backrest height of 400mm (16") or above, in order to be used during transportation.

SECTION 2 - HEIGHT ADJUSTABLE BACKREST CANE (MAKE YOUR SELECTION USING A CROSS X IN THE TABLE BELOW)

PUSH HANDLE TYPE	HEIGHT ADJUSTABLE BACKREST ONLY		£32
	SJG2300 (14.5"-16") 360-400MM	SJG2310 (16"-19.5") 410-490MM	
SJG2400 WITHOUT			◆
SJG2410 REAR SET (HT ADJ +150MM)			£68
SJG2420 VERTICAL INTEGRATED (HT ADJ +135MM)			£108



Additional Info:

1. Height adjustable backrest 2300 is not compatible with code 2505.
2. Without push handles 2400 is not compatible with code 8160, 9100 and 9200.
3. Rear set push handles 2410 are not compatible with code 2505.

BACKREST UPHOLSTERY OPTIONS

SJG2500	WITHOUT BACKREST UPHOLSTERY / OMIT UPHOLSTERY	○
SJG2505	FIXED BACKREST, NYLON & MESH PADDED COVER (WITH REFLECTIVE STRIP & BACK POCKET) (NC: 5500)	◆
SJG2510	TENSION ADJUSTABLE STRAPS, NYLON & MESH COVER (WITH REFLECTIVE STRIP & BACK POCKET)	£63

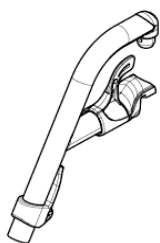
FOOT AND LEG SUPPORT OPTIONS

LEGREST HANGERS: PAIRS RH

SJG3010	70° STRAIGHT RH (NC : 5200, 5300, 5350)	○
SJG3020	80° STRAIGHT RH (NC : 5200, 5300, 5350)	◆
SJG3030	90° STRAIGHT RH (NC: 3200, 5200, 5300, 5350, 7080, 7100, 7110)	○
SJG3040	ELEVATING LEGREST (0° TO 80°) RH WITH CALF PAD (NC: 3400, 5400)	£99
SJG3050	AMPUTEE LEGREST RH (NC: 3200, 3210, 5300, 5350, 5400, 8100, 8120)	£114

LEGREST HANGERS: PAIRS LH

SJG3110	70° STRAIGHT LH	○
SJG3120	80° STRAIGHT LH	◆
SJG3130	90° STRAIGHT LH (NC: 3300, 7080, 7100, 7110)	○
SJG3140	ELEVATING LEGREST (0° TO 80°) LH WITH CALF PAD (NC: 3400, 5400)	£99
SJG3150	AMPUTEE LEGREST LH (NC: 3300, 3310, 5400, 8100, 8120, 9400)	£114



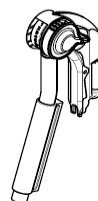
SJG3010 - RH
SJG3110 - LH



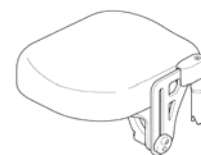
SJG3020 - RH
SJG3120 - LH





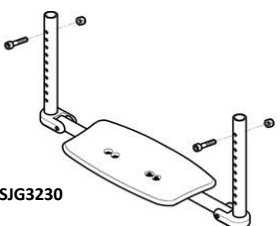


SJG3030 - RH
SJG3130 - LH



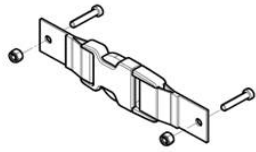
SJG3040 - RH
SJG3140 - LH



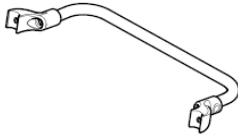
SJG3050 - RH
SJG3150 - LH

FOOTPLATE OPTIONS: RH			
SJG3200	FLIP UP FOOTPLATE	(NC: 3410, 5200, 5250, 5300, 5350)	◆
SJG3210	FLIP UP DEPTH & ANGLE ADJUSTABLE FOOTPLATE	(NC : 5250)	£37
SJG3230	ONE PIECE FOOTPLATE DEPTH & ANGLE ADJUSTABLE	(NC : 5200, 5250, 5350)	£160
FOOTPLATE OPTIONS: LH			
SJG3300	FLIP UP FOOTPLATE	(NC: 3410, 5200, 5250, 5300, 5350)	◆
SJG3310	FLIP UP DEPTH & ANGLE ADJUSTABLE FOOTPLATE	(NC : 5300)	£37
   <p>SJG3200 RH SJG3300 LH</p> <p>SJG3210 RH SJG3310 LH</p> <p>SJG3230</p>			
FOOTREST TUBE (Given knee to heel lengths for adjustable footplates only. Add +15mm with fixed footplate)			
SJG3400	SWING AWAY FRAME, HIGH MOUNTED TUBE FOR KNEE TO HEEL 160 - 375 MM		○
SJG3410	SWING AWAY FRAME, SHORT TUBE FOR KNEE TO HEEL 285 - 375 MM		○
SJG3420	SWING AWAY FRAME, STANDARD TUBE FOR KNEE TO HEEL 295 - 420 MM		○
SJG3430	SWING AWAY FRAME, LONG TUBE FOR KNEE TO HEEL 400 - 525 MM		○
ARMREST AND SIDEGUARD OPTIONS MUDGUARDS / SIDE GUARDS (Pair)			
SJG3750	SIDE GUARDS/SKIRTGUARDS	(NC: 4010, 4020, 4030, 4040, 4110, 4120, 4130, 4140)	◆
SJG3800	REMOVABLE MUDGUARD	(NC: 4010, 4020, 4030, 4040, 4110, 4120, 4130, 4140, 8160)	£63
ARMRESTS RH			
SJG4010	REMOVABLE RH, HEIGHT ADJUSTABLE (N°.1) T-ARM DESK ARMPAD (280 MM), ADJUSTABLE ON SEATRAIL BY 150 MM		£63
SJG4020	REMOVABLE RH, HEIGHT ADJUSTABLE (N°.1) T-ARM FULL ARMPAD (380 MM), ADJUSTABLE ON SEATRAIL BY 50 MM		£63
SJG4030	SWING AWAY DETACHABLE HEIGHT ADJ RH (N°3) DESK ARMPAD (280 MM), REVERSIBLE INCREASES FRONT BY 50 MM		£84
SJG4040	SWING AWAY DETACHABLE HEIGHT ADJ RH (N°3) FULL ARMPAD (380 MM)		£84
ARMRESTS LH			
SJG4110	REMOVABLE LH, HEIGHT ADJUSTABLE (N°.1) T-ARM DESK ARMPAD (280 MM), ADJUSTABLE ON SEATRAIL BY 150 MM		£63
SJG4120	REMOVABLE LH, HEIGHT ADJUSTABLE (N°.1) T-ARM FULL ARMPAD (380 MM), ADJUSTABLE ON SEATRAIL BY 50 MM		£63
SJG4130	SWING AWAY DETACHABLE HEIGHT ADJ LH (N°3) DESK ARMPAD (280 MM), REVERSIBLE INCREASES FRONT BY 50 MM		£84
SJG4140	SWING AWAY DETACHABLE HEIGHT ADJ RH (N°3) FULL ARMPAD (380 MM)		£84
  <p>SJG4010 - RH SJG4110 - LH</p> <p>SJG4030 - RH SJG4130 - LH</p>			

SEATING OPTIONS		
SJG5000	50 MM / 2" FOAM CUSHION NYLON & ANTI-SLIP COVER	£17
SJG5100	CLIP TO KEEP THE CHAIR FOLDED	£13
SJG5400	ADJUSTABLE CALF STRAP	○
SJG5600	FIX BACKBRACE	£17



SJG5100



SJG5600

CHASSIS

FRAME COLOURS		
SJG6000	PEARL WHITE	○
SJG6010	ANTHRACITE BLACK	○
SJG6020	POP BLUE	○
SJG6030	DARK RED	○
SJG6040	ELECTRIC GREEN	○
SJG6050	HYPNOTIC PURPLE	○
SJG6060	PEARL GREY	○
SJG6070	MATT BLACK	○
SJG6080	INTENSE YELLOW	○
SJG6090	VIBRANT ORANGE	○
SJG6099	SPECIAL RAL COLOUR - 3 WEEK LEAD TIME	£145
SWO0615	SLATE GREY - SPECIAL COLOUR, 3 WEEK LEAD TIME	£145
SWO0456	RED MATT - SPECIAL COLOUR, 3 WEEK LEAD TIME	£145
SWO0651	POLAR BLUE - SPECIAL COLOUR, 3 WEEK LEAD TIME	£145
SWO0652	CANDY PINK - SPECIAL COLOUR, 3 WEEK LEAD TIME	£145

ACCENT COLOURS (rear wheel plate, fork, disks on castor housing, QR axle cap)		
SJG6100	WITHOUT ACCENT (SILVER FORK & REAR WHEEL SUPPORT)	○
SJG6110	BLUE	○
SJG6200	PURPLE	○

FRONT WHEELS (CASTORS)		
SJG7000	4" x 1.1/4" (100 x 30 MM) SOFTROLL	£32
SJG7020	4" x 3/4" (100 x 20 MM) SOLID	○
SJG7030	4" x 1" (100 x 25 MM) SOLID, INTEGRATED "LIGHTS"	£22
SJG7040	4" x 1.3/8" (100 x 35 MM) ALU SOFTROLL	£32
SJG7055	5" x 1" (125 x 25 MM) SOLID	◆
SJG7060	5" x 1" (125 x 25 MM) SOLID, INTEGRATED "LIGHTS"	£22
SJG7070	5" x 1.3/8" (125 x 35 MM) ALU SOFTROLL	£32
SJG7080	6" x 1" (150 x 25 MM) SOLID	○
SJG7100	6" x 1.3/8" (150 x 35 MM) ALU SOFTROLL	£32
SJG7110	7" x 1.1/4" (180 x 30 MM) SOLID	○

REAR WHEELS

REAR WHEEL RIM TYPE (MOUNTED WITH 12mm QUICK RELEASE)									
Wheel Size	REAR seat height (RSTF) & wheel size available								
	(MM)	360	385	410	435	460	485	510	
	22"	✓	✓	✓	✓	✓			
	24"	✓	✓	✓	✓	✓	✓		
25"				✓	✓	✓	✓	✓	

SJG7200	22" (560 MM) STANDARD, CROSS SPOKED WHEEL	○
SJG7210	22" (560 MM) LIGHTWEIGHT, RADIAL SPOKED, BLACK RIM & HUB - 6 POINTS HANDRIM (NC: 8000, 8160)	£50
SJG7230	24" (610 MM) STANDARD, CROSS SPOKED WHEEL	◆
SJG7240	24" (610 MM) LIGHTWEIGHT, RADIAL SPOKED, BLACK RIM & HUB - 6 POINTS HANDRIM (NC: 8000, 8160)	£50
SJG7250	25" (635 MM) LIGHTWEIGHT, RADIAL SPOKED, BLACK RIM & HUB - 6 POINTS HANDRIM (NC: 7302, 8000, 8160)	£50
SJG7260	25" (635 MM) SPINERGY WHEELS - BLACK (NC: 7302, 8000, 8160)	£481

TYRE TYPE

Available rear wheel, tyre type and handrim combinations		Rear wheel type					
		22" Standard	22" Lightweight	24" Standard	24" Lightweight	25" Lightweight	25" Spinergy
Tyre type							
SJG7300	SOLID GREY 1.3/8" (35MM)	✓	✓	✓	✓		
SJG7305	PNEUMATIC TYRE GREY 1.3/8" (35MM) BLOCK PATTERN	✓	✓	✓	✓		
SJG7310	HP PNEUMATIC TYRE GREY AND BLACK 1" (25MM)			✓	✓		
SJG7320	SCHWALBE PNEUMATIC MARATHON PLUS EVO 1" (25MM)				✓	✓	✓
Handrim type							
SJG7400	ALUMINIUM HANDRIM	✓	✓	✓	✓	✓	✓
SJG7410	STAINLESS STEEL			✓			
SJG7420	HANDRIM COATED IN BLACK ANTI-SLIP	✓	✓	✓	✓	✓	

SJG7300	SOLID GREY 1.3/8" (35MM)	◆
SJG7302	SOLID BLACK 1.3/8" (35 MM).	○
SJG7305	PNEUMATIC TYRE GREY 1.3/8" (35MM) BLOCK PATTERN	○
SJG7310	HP PNEUMATIC TYRE GREY AND BLACK 1" (25MM)	○
SJG7320	SCHWALBE PNEUMATIC MARATHON PLUS EVO 1" (25MM)	£60

HANDRIM TYPE

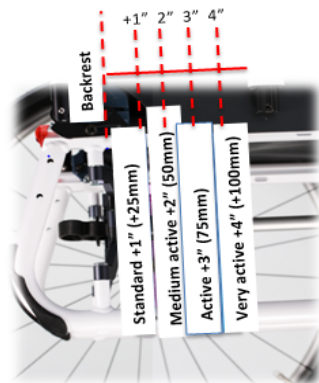
SJG7400	ALUMINIUM HANDRIM	◆
SJG7410	STAINLESS STEEL	○
SJG7420	HANDRIM COATED IN BLACK ANTI-SLIP	£43

REAR WHEEL AXLE TYPE

SJG7500	QUICK RELEASE AXLE	◆
---------	--------------------	---

REAR WHEEL POSITION

SJG7600	VERY ACTIVE WHEEL POSITION - From front of backrest to axle position + 4" (100 mm)	○
SJG7610	ACTIVE REAR WHEEL POSITION - From front of backrest to axle position + 3" (75 mm)	○
SJG7620	MEDIUM ACTIVE WHEEL POSITION - From front of backrest to axle position + 2" (50 mm)	○
SJG7630	STANDARD REAR WHEELS POSITION - From front of backrest to axle position + 1" (25 mm)	◆


CAMBER ANGLE (0°, 1° and 2° DELIVERED WITH 2 CAMBER SPACERS, 3° and 4° DELIVERED WITH 4 CAMBER SPACERS)

SJG7700	0° CAMBER	○
SJG7710	1° CAMBER	○
SJG7720	2° CAMBER	◆
SJG7730	3° CAMBER	○
SJG7740	4° CAMBER	○

CHASSIS OPTIONS TYPE

SJG8000	SPOKE PROTECTORS PAIR - Clear (except in black for the Standard cross spoked wheel 24" SJD7230)	£70
SJG8020	PUMP - LOW PRESSURE	£19
SJG8030	PUMP - HIGH PRESSURE	£35

BRAKES TYPE			
SJG8100		PUSH TO LOCK BRAKES	◆
SJG8110		PULL TO LOCK BRAKES	○
SJG8120		PUSH TO LOCK BRAKES WITH extension	£15
SJG8130		PULL TO LOCK BRAKES WITH extension	£15
SJG8160		ATTENDANT HUB BRAKES (INCLUDED STANDARD PUSH TO LOCK BRAKE) - 22" & 24" STANDARD CROSS SPOKED WHEELS ONLY	£198
SAFETY OPTIONS TYPE			
SJG8200	X	TRANSPORTATION KIT INCLUDING BUCKLE BELT (only for use with back heights 400mm and over)	◆
SJG8300		BUCKLE BELT	○
SJG8500		REAR ANTI-TIPPER ACTIVE RH (NC: 9200)	£54
SJG8550		REAR ANTI-TIPPER ACTIVE LH (NC: 9100)	£54
SJG8600		REFLECTORS KIT (WHEELS)	£15
ATTENDANT OPTIONS TYPE			
SJG9000		CANE HOLDER	£19
SJG9100		TIPPING AID (LH)	£43
SJG9200		TIPPING AID (RH)	£43
Total			

Non Conforming Option	
SJG3400	SWING AWAY, HIGH MOUNTED TUBE FOR KNEE TO HEEL 160-375MM
SJG7600	VERY ACTIVE WHEEL POSITION - From front of backrest to axle position +4" (100mm)
SJG3450	FIXED FRAME, LONG TUBE, FOR KNEE TO HEEL 360 - 500MM
SJG7040	4" X 1.3/8" (100 X 35MM) ALU SOFTROLL
SJG7070	5" X 1.3/8" (125 X 35MM) ALU SOFTROLL
SJG7110	7" X 1.1/4" (180 X 30MM) SOLID
SJG2300	HEIGHT ADJUSTABLE FROM 360 - 400MM (14.5" - 16") SET AT 400MM (16")
SJG2310	HEIGHT ADJUSTABLE FROM 410 - 490MM (16" - 19.5") SET AT 450MM (18")
SJG2400	WITHOUT PUSH HANDLES (7° bend)
SJG2410	REAR SET (REA TYPE) (7° bend)
SJG2420	VERTICAL INTEGRATED (TELESCOPIC 120 - 140MM ADJUSTMENT. 5"-7")
SJG2505	FIXED BACKREST, NYLON & MESH PADDED COVER (WITH REFLECTIVE STRIP & BACK POCKET)
SJG8160	ATTENDANT HUB BRAKES (INCLUDED STANDARD PUSH TO LOCK BRAKE) - 22" & 24" STANDARD CROSS SPOKED WHEELS ONLY
SJG8200	TRANSPORTATION KIT INCLUDING BUCKLE BELT
SJG9100	TIPPING AID (LH)
SJG9200	TIPPING AID (RH)
SJG9000	CANE HOLDER
SJG5500	FOLDING BACKBRACE
SJG4010	REMOVABLE RH, HEIGHT ADJUSTABLE (NO.1) T-ARM DESK ARMPAD (280MM), ADJUSTABLE ON SEATRAIL BY 150MM
SJG4020	REMOVABLE RH, HEIGHT ADJUSTABLE (NO.1) T-ARM FULL ARMPAD (380MM), ADJUSTABLE ON SEATRAIL BY 50MM
SJG4030	SWING AWAY DETACHABLE HEIGHT ADJ RH (NO.3) DESK ARMPAD (280MM), REVERSIBLE INCREASES FRONT BY 50MM
SJG4040	SWING AWAY DETACHABLE HEIGHT ADJ RH (NO.3) FULL ARMPAD (380MM)
SJG4110	REMOVABLE LH, HEIGHT ADJUSTABLE (NO.1) T-ARM DESK ARMPAD (280MM), ADJUSTABLE ON SEATRAIL BY 150MM
SJG4120	REMOVABLE LH, HEIGHT ADJUSTABLE (NO.1) T-ARM FULL ARMPAD (380MM)
SJG4130	SWING AWAY DETACHABLE HEIGHT ADJ LH (NO.3) DESK ARMPAD (280MM), REVERSIBLE INCREASES FRONT BY 50MM
SJG4140	SWING AWAY DETACHABLE HEIGHT ADJ LH (NO.3) FULL ARMPAD (380MM)
SJG8000	SPOKE PROTECTORS PAIR - CLEAR (except in black for standard cross spoked wheel 24" SJD7230)



Please refer to our Invacare Unique special order form, for more complex custom requirements. Available at www.invacare.co.uk

Special Instructions - Please supply the following information:

Name:

Email:

Phone:

Fax:

Description of special request (please include relevant option code or part number):